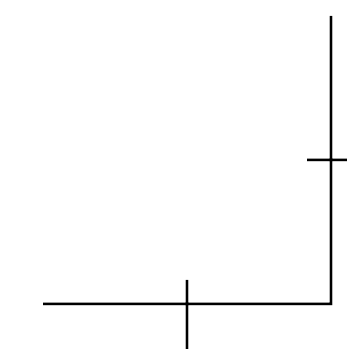
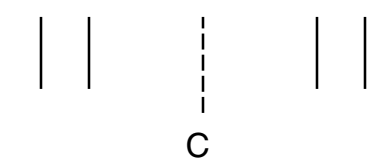
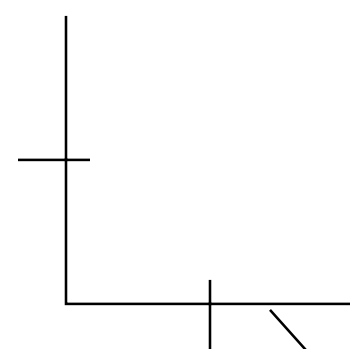
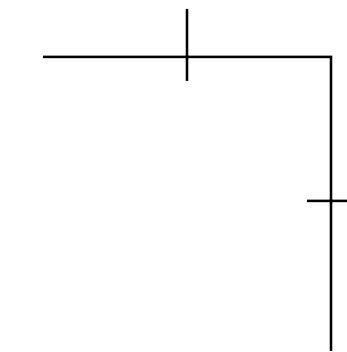
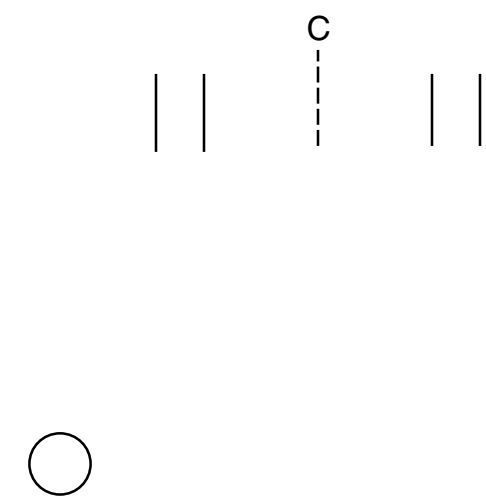
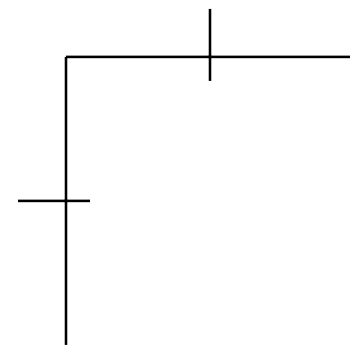


3-PANEL WIDE SPINE
11" X 8 1/2" SHEET SIZE PLUS 1/2" TAB ALLOWANCE
3/4" CAPACITY STRAIGHT D RING METAL
COVER MATERIAL TEMPLATE
0.75" Cap-118.5-SD-FS-C

OUTSIDE VIEW SHOWN -- PRINT THIS SIDE



BACK PANEL SIZE: 11 5/8" HIGH X 9 7/8" WIDE

COVER MATERIAL SIZE: 13 1/8" HIGH X 22 15/16" WIDE

SPINE SIZE:
11 5/8" HIGH X 1 3/16" WIDE
BOTH HINGES ARE 1/4" WIDE

FRONT PANEL SIZE: 11 5/8" HIGH X 9 7/8" WIDE

PLEASE EXTEND ALL BLEEDS AT LEAST 1/8" BEYOND THE OUTER EDGE OF THE COVER MATERIAL



RIVET HEAD LOCATION
PLEASE LEAVE A 1/8" PERIMETER VOID OF GRAPHICS
AROUND EACH RIVET HEAD

PLEASE REMOVE BEFORE THE FINAL PRINT