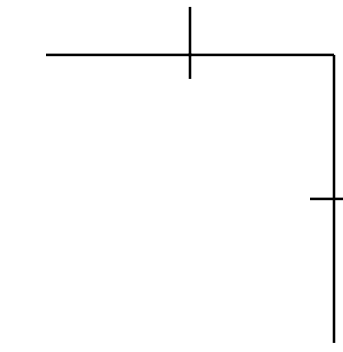
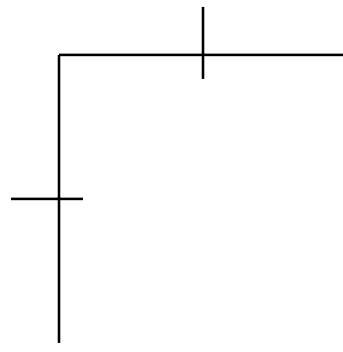
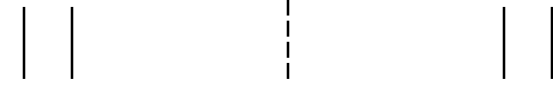


3-PANEL WIDE SPINE
11" X 8-1/2" SHEET SIZE PLUS 1/2" TAB ALLOWANCE
1 1/2" CAPACITY STRAIGHT D RING METAL
COVER MATERIAL TEMPLATE
1.5" Cap-118.5-SD-FS-C

OUTSIDE VIEW SHOWN --- PRINT THIS SIDE

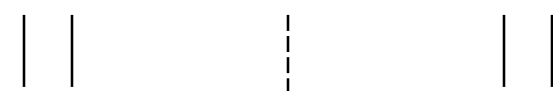
C



BACK PANEL SIZE: 11-5/8" HIGH X 10-3/4" WIDE

COVER MATERIAL SIZE: 13-1/8" HIGH X 25-3/4" WIDE

PLEASE EXTEND ALL BLEEDS AT LEAST 1/8" BEYOND THE OUTER EDGE OF COVER MATERIAL



C

SPINE SIZE:
11 5/8" HIGH X 2 1/4" WIDE

BOTH HINGES ARE 1/4" WIDE

FRONT PANEL SIZE: 11-5/8" HIGH X 10-3/4" WIDE



RIVET HEAD LOCATION
PLEASE ALLOW A 1/8" PERIMETER VOID OF GRAPHICS
AROUND EACH RIVET HEAD

PLEASE REMOVE BEFORE THE FINAL PRINT

