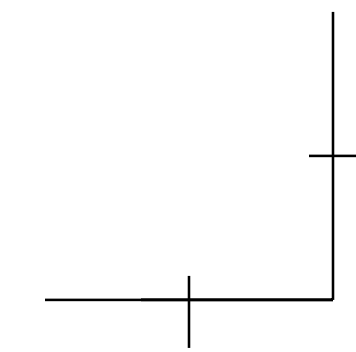
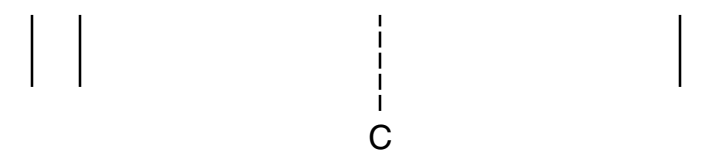
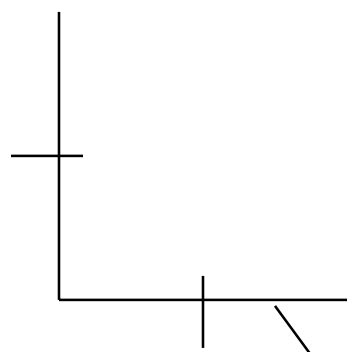
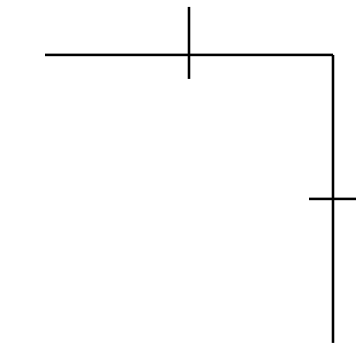
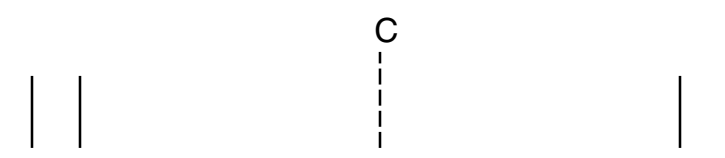
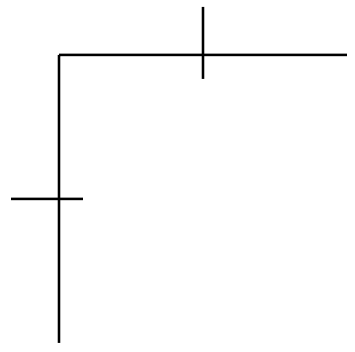


3-PANEL WIDE SPINE  
11" X 8 1/2" SHEET SIZE PLUS 1/2" TAB ALLOWANCE  
2" CAPACITY STRAIGHT D RING METAL  
COVER MATERIAL TEMPLATE  
2" CAP-118.5-SD-FS-C

OUTSIDE VIEW SHOWN --- PRINT THIS SIDE



BACK PANEL SIZE: 11 5/8" HIGH X 11 1/4" WIDE


COVER MATERIAL SIZE: 13 1/8" HIGH X 27 5/8" WIDE

PLEASE EXTEND ALL BLEEDS AT LEAST 1/8" BEYOND THE OUTER EDGES OF THE COVER MATERIAL

SPINE SIZE: 11 5/8" HIGH X 3 1/8" WIDE

BOTH HINGES ARE 1/4" WIDE

FRONT PANEL SIZE: 11 5/8" HIGH X 11 1/4" WIDE

 RIVET HEAD LOCATION ON THE BACK COVER  
PLEASE LEAVE A 1/8" PERIMETER VOID OF  
GRAPHICS AROUND EACH RIVET HEAD

PLEASE REMOVE BEFORE THE FINAL PRINT